

# Инструкция по установке **HYUNDAI CRETA**

(2016-)



Арт.: F.2302.001


1300 kg

75 kg

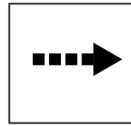
D = 7.61 kN

✘

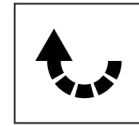
$$D \text{ (kN)} = \frac{\text{MAX kg} \times \text{x}}{\text{MAX kg} + \text{MAX kg}} \times 0,00981$$



Вкрутить/выкрутить используя инструмент



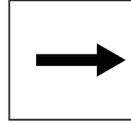
Движение



Поворот

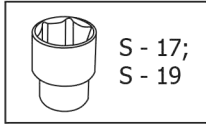
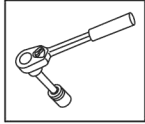


Вкрутить/выкрутить не затягивая

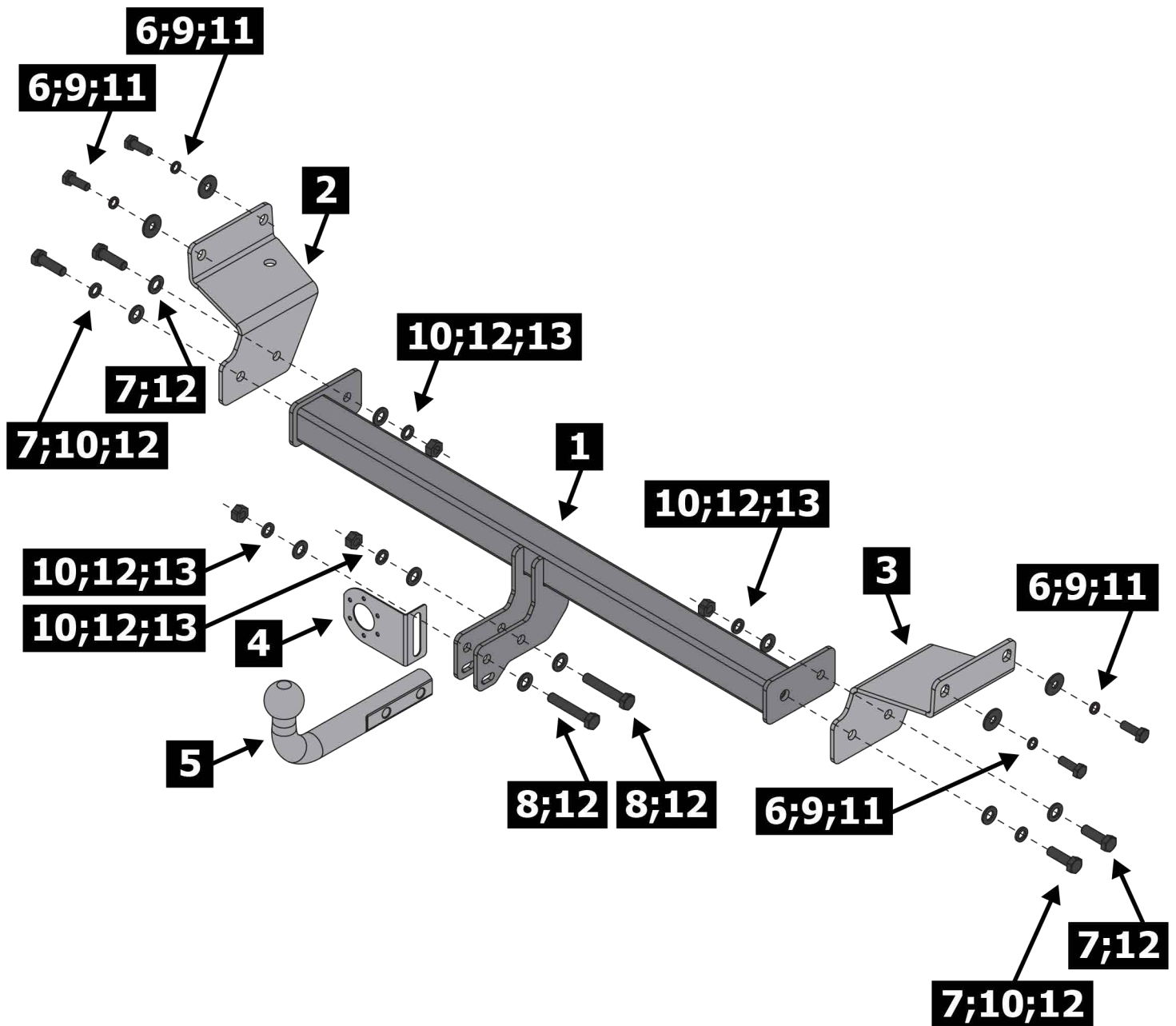


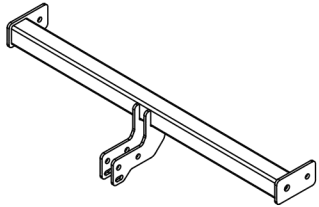
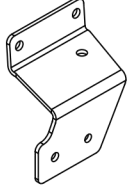
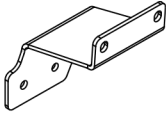

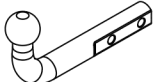
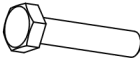






Расположение

### Используемый инструмент:



S - 17;  
S - 19



<b>1</b>	x1	Балка	
<b>2</b>	x1	Кронштейн левый	
<b>3</b>	x1	Кронштейн правый	
<b>4</b>	x1	Подрозетник	
<b>5</b>	x1	Крюк	
<b>6</b>	x4	M10x1.25x30	
<b>7</b>	x4	M12x1.25x40	
<b>8</b>	x2	M12x1.25x70	
<b>9</b>	x4	Ø 10	
<b>10</b>	x6	Ø 12	
<b>11</b>	x4	Ø 10	
<b>12</b>	x10	Ø 12	
<b>13</b>	x4	M12x1.25	